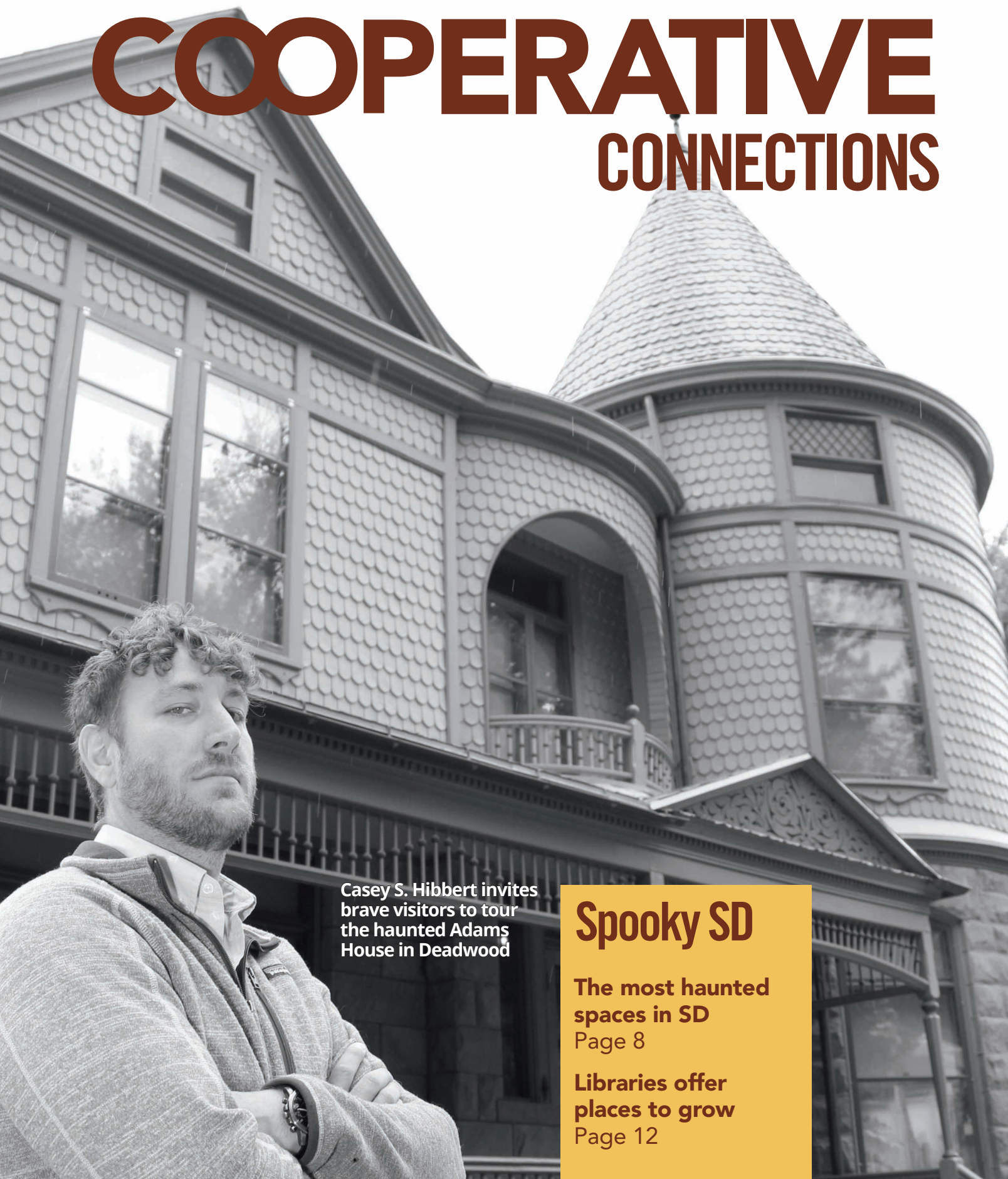


COOPERATIVE CONNECTIONS



Casey S. Hibbert invites
brave visitors to tour
the haunted Adams
House in Deadwood

Spooky SD

**The most haunted
spaces in SD**

Page 8

**Libraries offer
places to grow**

Page 12

It's a matter of (Co-op!) principles for TEC

ACE Hardware, State Farm, REI, Land O'Lakes and Traverse Electric all share something in common: we're all cooperatives.

We may be in different industries, but we all share a passion for serving our members and helping our communities to thrive. In fact, all cooperatives adhere to the same set of seven principles that reflect our core values of honesty, transparency, equity, inclusiveness and service to the greater community good. October is National Co-op Month, so this is the perfect time to reflect on these principles that have stood the test of time but also provide a framework for the future. Let's take a look at the first three cooperative principles.



Joel Janorschke
General Manager

Like all co-ops, Traverse Electric was created out of necessity - to meet a need that would have been otherwise unmet.

VOLUNTARY AND OPEN MEMBERSHIP

Like all co-ops, Traverse Electric was created out of necessity - to meet a need that would have been otherwise unmet. So in 1940, a group of neighbors banded together and organized our co-op so everyone could benefit. For a modest membership fee to the co-op, any farmer could get electricity brought to his farm. Neighbors came together to tackle a problem they all had but couldn't solve alone. They worked together for the benefit of the whole community, and the newly established electric lines helped power economic opportunity in our community.

While this history may be forgotten, key parts of that heritage remain - the focus on our mission and serving the greater good. In this, we include everyone to improve our

quality of life and economic opportunity. Membership is open to everyone in our service territory, regardless of race, religion, age, disability, gender identity, language, political perspective or socioeconomic status.

DEMOCRATIC MEMBER CONTROL

Our co-op is well suited to meet the needs of our members because we are locally governed. Each member gets a vote in how the co-op is run, and each vote is equal. Traverse Electric's leadership team and employees live right here in the community. Our board of directors, who helps set long-term priorities for the co-op, also live on co-op lines. These board members have been elected by neighbors just like you. We know our members have a valuable perspective, and that's why we continually seek your input and encourage you to weigh in on important issues and participate in co-op elections.

Our close connection to this community ensures we get a first-hand perspective on members' priorities, enabling us to make more informed decisions on long-term investments.

MEMBERS' ECONOMIC PARTICIPATION

Our mission is to provide safe, reliable and affordable energy to our members. But as a co-op, we are also motivated by service to the community, rather than profits. Members contribute equitably to, and democratically control, the capital of Traverse Electric. At least part of that capital remains the common property of the cooperative. Members allocate surpluses for co-op programs, initiatives, capital investments and supporting other activities approved by the membership.

Because we are guided by seven cooperative principles, it's not just about dollars - it's about opportunity for all and being fair when engaging with our members.

**COOPERATIVE
CONNECTIONS**

**TRAVERSE
ELECTRIC**

(USPS No. 018-903)

Board of Directors

President: Doug Diekmann, Beardsley, MN
 Vice President: Russ Armstrong, Wheaton, MN
 Secretary: Mark Pearson, Rosholt, SD
 Treasurer: Michael Marks, Norcross, MN
 Michael Gaulrapp, Breckenridge, MN
 Terry Monson, Veblen, SD
 Tom Frisch, Dumont, MN
 Matthew Glynn, Sisseton, SD
 District 5 - Vacant

Office Personnel

Joel Janorschke - General Manager
 Karen Lupkes - Office Manager
 Dale Schwagel - Operations Manager
 Stephen Powers - Member Service Representative/Electrician
 Melissa Przymus - Accountant
 Susan Wilts - Billing Clerk

Operations Personnel

Richard Davis - Foreman
 Lonnie Tekrony - Journeyman Lineworker
 Joe Gahlon - Journeyman Lineworker
 Chris Falk - Journeyman Lineworker
 Austin Reinke - Journeyman Lineworker
 Colden Helberg - Journeyman Lineworker
 Conner Bartz - Apprentice Electrician
 Dennis Koch - Facility Technician

General Manager's Contact Information

Joel Janorschke
 Cell: 320.304.1392
 Direct: 320.563.1055
 jjanorschke@traverseelectric.com

**In case of a power outage call
1-800-927-5443**

Traverse Electric Cooperative Connections is published monthly by Traverse Electric Cooperative, PO Box 66, 1618 Broadway, Wheaton, MN, 56296 for its members. Families subscribe to Traverse Electric Cooperative Connections as part of their electric cooperative membership. Traverse Electric Cooperative Connections' purpose is to provide reliable, helpful information to electric co-op members on matters pertaining to rural electrification and better rural living.

Subscription information: Electric cooperative members devote 50 cents from their monthly electric payments for a subscription. Nonmember subscriptions are available for \$12 annually. Periodicals Postage Paid at Wheaton Post Office, Wheaton, MN, 56296 and at additional mailing offices.

POSTMASTER: Send address changes to: Traverse Electric Cooperative Connections, PO Box 66, Wheaton, MN 56296; Phone (320) 563-8616; Fax (320) 563-4863;

Web site: www.traverseelectric.com. This institution is an equal opportunity provider and employer. Our Mission: To provide dependable service at the lowest possible rates, consistent with sound business principles. Design assistance by SDREA.



**TRAVERSE
ELECTRIC**
COOPERATIVE, INC.

A Touchstone Energy® Cooperative

July 2021 Board Meeting Highlights

The July board meeting was held Tuesday, July 27, 2021 at 8 a.m. Absent: None. Staff members present were General Manager, Joel Janorschke, Dale Schwagel, and Karen Lupkes.

President Diekmann called the meeting to order.

The agenda was approved.

The minutes of the June board meeting were approved.

The June check register was approved.

Armstrong, Gaulrapp, and Marks reported on the MREA District 3 meeting.

Discussed the East River & Basin video reports.

Homan gave an East River Board Report.

Janorschke presented the Manager's Report, which included:

- Provided a Basin Electric update.
- Provided an East River update.
- REED Fund review.
- NRECA update.
- MREA and MN legislative update.
- SDREA and SD legislative update.
- Comparison of MN cooperatives' residential rates.

Lupkes gave the Office Manager's Report, which included:

- June 30, 2021 accounts receivable balances were reviewed.
- A list of new members was reviewed.
- Discussed the SD Generation Tax.
- MN Cold Weather Rule changes.
- Update on Electrical Dept. and Generator Program.
- East River power bill and Basin's financial reports reviewed.
- Quarter 2 2021 budget analyses reviewed.

Reviewed and approved the June Financial Report.

Schwagel gave the Operations Report. Items discussed included:

- Reviewed new services and completed projects.
- Crews have been working on pole changes.
- Reported on a new hog facility by Charlesville.
- Carr's Tree Service is trimming trees on the SD side of Lake Traverse.
- Meter update.
- Reviewed our Safety Program.
- Outages were reviewed.

Provided a facility planning update. Reviewed results of Phase 1 Site Assessment.

Selected Diekmann to replace Homan as our East River Director.

Discussed process to fill District 5 board seat. A letter will be sent to District 5 members.

Reviewed and approved revisions to Board Policy 115.

Selected Basin Electric District 1 Caucus voting delegates.

Authorized Janorschke to cast ballot for CoBank's Central Region Modified Equity Director.

Authorized the donation of MN Unclaimed Capital Credits to MN area county food shelves and 4-H programs.

A list of upcoming meetings and attendees was reviewed.

Meeting adjourned.

Practice fire safety this fall and winter

When the weather turns colder, you inevitably start hearing more news about house fires. Even a small fire can be devastating.

Most house fires are caused by cooking that gets out of hand, according to the National Fire Protection Association. But the second most common cause is materials in the home that catch fire. This often occurs when a heat source, such as a space heater or flying embers from a fireplace, comes into contact with fabric or paper, which then ignite. Once a fire starts, it can move so rapidly that even the best efforts to put it out may fail.

When it comes to old houses, the risks are even higher. The older the wood is that a house is constructed of, the faster it burns. Once flames invade the walls of an old house, they move with frightening speed.

Fire protection in any home is absolutely necessary, but even more careful precautions should be taken if your house is older. Here's how to help ensure the safety of your house and everyone in it.

Smoke detectors. These are the first and best line of defense; they allow you to get out of the house at the first whiff of smoke. The NFPA found that six in 10 deaths in house fires occurred in homes that did not have working smoke detectors. Go beyond the federal recommendations and put a smoke detector in every room. Stay on the even safer side by opting for those that detect both smoke and carbon monoxide.

Fire extinguishers. Keep small fires from getting out of control with fire extinguishers that are easily accessible. Choose several fire extinguishers that are light enough for even kids to handle. Make sure they have simple pull mechanisms that don't require much strength. Look for fire extinguishers that work for various parts of the house; for instance, an extinguisher in the kitchen should be able to handle grease fires.

Install arc-fault interrupters. These ingenious little gadgets detect the electrical arcing that occurs when an old wire buried deep in your wall begins to fail. Speak with an electrician about where best to install interrupters and how your particular ones work.

Maintain it all. Finally, test everything on a regular basis. Smoke detectors should be tested every month, their batteries replaced every six months, and old smoke detectors replaced every 10 years. Opt to purchase an extra fire extinguisher so your family can take it to the backyard and practice using it.

Have a plan. What if the worst happens and those smoke detectors go off? Have a plan to get out fast. Make sure those on upper floors have a fire ladder that can get them safely to the ground. Designate a meeting place for all family members, and practice your safety plan at least once every six months.

Does all of this sound like overkill? It's not! Fire safety is imperative year-round for every home. Your home deserves to have the care required to keep it safe and sturdy, but more importantly, your family deserves the peace of mind that comes from knowing they are protected in an emergency.

WE'VE GOT SD COVERED



South Dakota's electric cooperatives deliver affordable, reliable power to our members in every corner of the state. But we do so much more!

Visit our Co-op Connections Plus YouTube channel and you'll see co-ops in action providing valuable consumer information at Dakotafest and the South Dakota State Fair. You'll see co-ops at local community events and youth leadership programs. We've got South Dakota covered!

Simply scan the QR code to the right and be sure to subscribe!



Call 811 before you dig!

Fletcher Nutt

Fletcher reminds readers of Cooperative Connections to be sure to call 811 before digging. Fletcher's parents are Donald Nutt and Amanda Larron of Sioux Falls.

Kids, send your drawing with an electrical safety tip to your local electric cooperative (address found on Page 3). If your poster is published, you'll receive a prize. All entries must include your name, age, mailing address and the names of your parents. Colored drawings are encouraged.

PERFECT PASTA PICKS

RATTLESNAKE PASTA

Ingredients:

1/4 c buttery spread
 2 T all-purpose flour
 3/4 c dairy milk
 1/2 c vegetable broth
 1 T vegetable base
 1/2 c Parmesan cheese, shredded
 salt, to taste (optional)
 pepper, to taste (optional)
 1/4 c pickled jalapeno slices
 3 T minced garlic
 10 oz. cooked rotisserie chicken, shredded
 1 green bell pepper, sliced
 1 red bell pepper, sliced
 1 handful fresh cilantro, minced
 1 pound whole-wheat linguini, cooked

METHOD

In medium pot, melt buttery spread then add flour; mix well. Slowly add dairy milk and vegetable broth, stirring well. Add vegetable base and Parmesan cheese; heat slowly until thickened. Add salt and pepper, to taste, if desired. Add jalapenos, garlic, bell peppers and roasted chicken; heat thoroughly. Serve over cooked linguini.

Family Features

HERB BAKED CHICKEN AND PASTA

Ingredients:

2 cups uncooked medium pasta, such as rotini, penne or ziti
 1 pound uncooked boneless skinless chicken breasts, cut into 1-inch cubes
 2 cups shredded mozzarella cheese, divided
 1 1/2 cups water
 1 package McCormick® Italian Herb Baked Chicken & Pasta Seasoning Mix
 1 can (14 1/2 ounces) petite diced tomatoes, undrained

METHOD

Preheat oven to 375°F. Place pasta, chicken and 1 cup of the cheese in 13x9-inch baking dish. Mix water, Seasoning Mix and tomatoes until well blended. Pour over pasta and chicken. Stir to coat well, making sure most of the pasta is covered with sauce. Cover with foil. Bake 45 minutes or until chicken is cooked through. Remove foil and stir. Sprinkle with remaining 1 cup cheese. Bake, uncovered, 5 minutes longer or until cheese is melted. Let stand 5 minutes. (Sauce will continue to thicken upon standing.)
mccormick.com

SPAGHETTI PIE

Ingredients:

6 oz. spaghetti
 2 T. butter
 2 well beaten eggs
 1/3 c. Parmesan cheese
 1 c. cottage cheese
 1 lb. ground beef
 1/4 c. chopped green pepper
 1/2 c. chopped onion
 2 c. chopped tomatoes
 1 tsp. sugar
 1 tsp. oregano
 1/2 tsp. garlic salt
 1/2 c. shredded mozzarella

METHOD

Cook spaghetti, drain. Stir in butter, Parmesan cheese and eggs. In buttered 10 inch pie plate, form the mixture into a crust. Spread the cottage cheese over crust. Cook beef until browned. Drain fat. Stir tomatoes, sugar, oregano and garlic salt into cooked beef. Put all in spaghetti crust. Bake 350 degrees for 25 minutes. Add mozzarella and cook five minutes more or until cheese is melted. Bulk sausage may replace ground beef.

Linda Sherry, Sioux Falls

Please send your favorite dairy recipes to your local electric cooperative (address found on Page 3). Each recipe printed will be entered into a drawing for a prize in December 2021. All entries must include your name, mailing address, phone number and cooperative name.

Dear Pat: I've heard heat pumps can be a good alternative for heating my home, but it looks like there are several types available. Can you explain a few of the most common options? – Brett

Dear Brett: It's a good idea to consider a heat pump for your home. The technology has improved a lot over the past 10-20 years and is likely to be at least 20 percent more efficient than what you have now. Heat pumps can also cool your home during summer months, which is an added value!

Newer models can operate effectively in sub-zero weather, but sometimes they do so by switching to electric resistance mode, which is much less efficient. In a colder climate, it may be worth investing in a dual fuel system where propane or another fuel provides supplemental heat on extremely cold days.

Here are a few situations where you might use the different types of air-source heat pumps.

1. DUCTED HEAT PUMP

If your home has a forced air furnace, a centralized air-source heat pump can work well. A compressor outside your home that looks like an A/C unit is connected to your home's existing duct system. Like your furnace, the temperature is controlled through one main thermostat. This is a solid solution if your system has quality ductwork that heats and cools every room evenly, which is rare.

Ductwork in most homes is not designed to heat or cool every room evenly. Long supply runs provide little air to some rooms, and it's typical for some rooms to lack return air registers. Also, ductwork is often leaky, which creates comfort issues. If leaky ducts are located in unheated areas such as attics, it will increase your heating and cooling costs. Poor ductwork will render any kind of central heating or cooling system much less effective. Some HVAC contractors can repair ductwork problems if the ductwork is accessible.

Heat pumps vary in efficiency, and this is measured in two ways. The Heating Seasonal Performance Factor (HSPF) rating measures

heating efficiency and the Seasonal Energy Efficiency Ratio (SEER) rating measures cooling efficiency. Minimum ratings for a new heat pump are HSPF 8.2 and SEER 14. Heat pumps with the ENERGY STAR® rating are significantly more efficient than the minimum standard. The quality of the installation also matters, and some contractors will have more experience and training than others.

2. MINI-SPLIT HEAT PUMP

If your home does not have ductwork or the ductwork is poorly designed or leaky, a ductless mini-split heat pump might be your best bet. With a mini-split heat pump, tubes connected to the outside compressor carry refrigerant to one or more air handlers, which are mounted high on a wall to distribute air. Thermostats regulate each air handler, providing control of different zones.

In climates that don't experience extreme cold, a ductless heat pump could supply all the heating and cooling in a small home. They are often used in combination with a central heating and cooling system. Ductless mini-splits are an excellent option if you don't have central air ducts, your ducts are leaking or you only want the new ductless heat pump to heat or cool part of the home.

3. GEOTHERMAL (OR GROUND-SOURCE) HEAT PUMP

Several feet underground, the temperature remains constant year-round, typically 45-75 F, depending on latitude. Heat is transferred into or out of the ground by pipes buried in a loop 10 feet underground or drilled up to 400 feet into the earth. The pipes carry water to a compressor, which uses a refrigerant to transfer the heat to or from your home's ducts.

A geothermal system is extremely energy efficient since the earth's temperature is warmer than the outside air in the winter and cooler than the outside air in the summer. But I should note this efficiency comes with a high price tag, which is the initial cost to install the pipe loop or drill the hole for a vertical pipe

I hope this information provides a good starting point in your research of heat pumps.



Pat Keegan
Collaborative
Efficiency



Brad Thiessen
Collaborative
Efficiency



OLYMPIC STARDOM

USD alumnus Chris Nilsen follows Coyote tradition of success with a silver medal

Billy Gibson

billy.gibson@sdrea.coop

Pole vaulters have a term to describe one of their worst nightmares. It's called being "spit out," a phrase that sounds a lot like what happened in the Biblical account of Jonah and the whale.

In the world of track and field, it's an ignominious term that vaulters use when you sprint as fast as you can down the runway and plant your pole but you don't have enough force to get up and over the bar. The result is a humiliating and often painful return to terra firma.

It's an experience Chris Nilsen knows all too well after getting the spitting treatment three straight times during his first attempt at pole vaulting back when he was a freshman at Park Hill High School in Kansas City.

But years of hard work, the support of family and friends, and the guidance of several capable coaches paid off when Nilsen secured a silver medal in the Tokyo Olympics.

The University of South Dakota alumnus was given a grand reception when he returned from Tokyo and met a crowd of several hundred well-

wishers at the Muenster University Center in Vermillion. Trailing behind a police escort, the USD grad rolled onto campus perched proudly in the back of a Jeep and waved to the onlookers lining the streets with his silver medal glinting in the summer sun.

The celebration included his parents, Mark and Karen Nilsen, university officials, athletic department representatives and a bevy of youngsters who got to hold the medal for a moment and dream of their own Olympic success one day.

Nilsen turned in a personal best of 19 feet, 7 inches during his time in Tokyo. Coming up two inches shy of Swedish gold medalist Armand "Mondo" Duplantis, Nilsen became the only U.S. vaulter to finish second or better in the event since 2004.

The celebration on the Coyotes campus was the first time Nilsen's parents saw their son since he departed for Tokyo to prepare for the games. His USD track coach, Derek Miles, was the only other individual allowed to accompany Nilsen due to COVID-19 restrictions. Miles claimed a bronze medal in the pole vault at the 2008

Beijing Olympics and also qualified for the Olympics in Athens in 2004 and London in 2012.

Miles couldn't resist taking a few good-natured jabs as his protégé during the celebration: "I'm a little upset with Chris right now. It took me about 12 years after graduation to win an Olympic medal and he did it in a year. He got a better color than I did and jumped about a foot higher."

Then he turned more serious in congratulating Nilsen on his accomplishment: "It was a pretty special moment to coach him at the Olympics. As a coach, you want the best out of your athlete and it was a special moment to see him respond to adversity when he missed 19 feet on the first attempt and then come back and win the silver."

Nilsen credited Miles and the supportive cultural environment at USD for much of his success.

"The reason I came here was because of the culture. USD was my fourth official visit after a few SEC schools. But Derek looked me in the eye and said, 'You can go to any school you want in the country and probably become a better pole vaulter, but you'll never find a coach who cares more about you than I do.' It shows what kind of person he is and he's allowed to be that kind of person because of the culture here."



SEARCHING FOR SPOOKS

Casey S. Hibbert peers out into the natural world through a window in the top floor of the haunted Adams House in Deadwood. *Photos by Billy Gibson*

Paranormal enthusiasts search for signs of the hereafter in SD's haunted spaces

Billy Gibson

billy.gibson@sdrea.coop

Those eerie, creaky footsteps heard coming from the stairwell in Deadwood's historic Adams House could be the restless spirit of former owner W.E. Adams. Or they could simply be a figment of the imagination.

Maurice "Mo" Miller isn't going to try to convince you either way. He just wants to collect evidence that there was in fact an unexplained sound and let you draw your own conclusions.

Miller is founder and lead sleuth of the Black Hills Paranormal Investigations team. He and his six-member squad aren't out to bust ghosts or chase mischievous spirits away. They only want to make a friendly connection with inhabitants of the afterlife, maybe say hello and spend some quality time together.

For the past 10 years, Miller and his crew have been conducting their missions all across the Black Hills area and have logged scores of audio recordings and other evidence they offer as possible proof of the existence of the hereafter.

Every October, Miller invites fearless guests to accompany the investigators on their missions. But he often warns visitors beforehand: Don't come dressed in a Dracula costume or some silly getup - this is serious business.

"This isn't a dog-and-pony show," Miller said. "We never do investigations with the public on Halloween because people will come dressed up as a vampire or a witch and think it's the county fair. The shows on TV are for entertainment. We have fun, but we don't contrive things for entertainment value and promise we'll deliver a ghost in a jar or yank one out into the open with a hook."

Miller developed a passion for the paranormal when he had an unexplained experience as a youngster.

"I was in my bedroom and - I don't know how or why it happened - the closet door blew off the hinges and went flying across the room. My parents thought the door came down because I'd been swinging on it like a monkey. I was a little unnerved and slept on the couch for a month. But I started reading academic material on the subject to see if there was really something to this paranormal thing, and it's been my passion ever since."

The BHPI team has several black metal cases, or "spirit boxes" full of devices, contraptions and gizmos they use to detect the presence of wandering ghosts. There are electromagnetic field meters, binoptic cameras, infrared static cameras, digital audio recorders and more.

They've completed investigations of many haunted places in Deadwood and the surrounding area such as the Homestake Opera House, the Bullock Hotel, the Brothel Deadwood, the Lucky Nugget Casino and others.



Black Hills Paranormal Investigations team member LeAnn Harlan keeps an eye out for spirits during a recent visit to a private residence in Spearfish. Above/right, a device used by BHPI triggers when spirits are detected nearby.

As far as the fear factor goes, Miller said during late-night investigations he often finds himself keeping a close eye on BHPI Case Manager Mark Shadley, a retired police sergeant and seasoned law enforcement officer. If the former lawman starts showing

selling author Ann Charles, but there are many other famously haunted places and spaces around the state.

Author Chad Lewis has been researching paranormal activity in South Dakota, across the region, and around world for nearly 30 years and has written 25 books on the supernatural, including *The South Dakota Road Guide to Haunted Locations* as part of his “Unexplained” series. While Lewis has made many television appearances, he often speaks to local audiences and calls attention to some of the lesser known haunted sites such as Devil’s Gulch in Garretson and Spirit Mound State Historic Prairie near Vermillion.

“Spirit Mound’s legends date back as far as Lewis and Clark. In their journals, they wrote that once arriving upon Spirit Mound, their guides would go no further as they feared small creatures that looked like little people and were very good with poisonous arrows.”

He has explored many haunted sites in the Hills such as the Mount Moriah Cemetery and the Keystone Mount View Cemetery at the foot of Mount Rushmore. But Lewis has also studied spooky places in eastern South Dakota such as the Orpheum Theatre and Old Minnehaha Courthouse in Sioux Falls, Mount Marty College and Dakota

Visit these haunted sites if you dare

Here is our Top 10 list of the eeriest, scariest, most haunted places in South Dakota. Enter at your own risk:

- Bullock Hotel - Deadwood
- Adams House - Deadwood
- Old Minnehaha Courthouse Museum - Sioux Falls
- Dakota Theater - Yankton
- Hotel Alex Johnson - Rapid City
- Sioux San Hospital - Rapid City
- Lucky Nugget Casino - Deadwood
- Homestake Opera House - Lead
- Eastons Castle - Aberdeen
- Mount Marty College - Yankton



BHPI lead investigator Maurice “Mo” Miller discusses strategy with Deb Sutton and Kayleigh Johnson.

signs of fright or starts heading for the door, then it’s probably time to scam.

The Black Hills area is often considered a hotbed of paranormal activity of the kind depicted in local folklore and in the tales spun by best-

Theatre in Yankton, Eastons Castle in Aberdeen and others.

With Halloween coming up, Lewis encourages anyone interested in all things unexplained to get out and explore haunted sites and also to learn more about the history, lore and culture of different locations.

“I think people should venture out and see things for themselves and make their own determinations,” he said. “If you go out to Spirit Mound, make sure to leave an offering like a shiny rock or candy for the Little People. This will protect you from them getting followed home.”

Traverse Electric members say thanks

Donations were made recently to area Minnesota food shelves and 4-H programs. Minnesota unclaimed capital credits totaling \$6328.01 were donated to five area food shelves and five area 4-H programs: Big Stone County Food Shelf and 4-H, Grant County Food Shelf and 4-H, Stevens County Food Shelf and 4-H, Traverse County Food Shelf and 4-H and Wilkin County Food Shelf and 4-H. Traverse Electric appreciates the vital services these organizations provide to our communities. Here are some thank-you notes we received in response to these donations, as well as other thank-you notes from our members:

Thank you for your donation to the Food Shelf! We would be unable to assist friends, family, and neighbors in need without your help.

Linda Kolb
Big Stone Lake Area Food Shelf
Ortonville, MN

Thank you for the generous donation to the Traverse County Food Shelf. Your gift will help support families in need in our community.

Grace & Peace,
Tim Shekleton
Traverse County Food Shelf
Bethlehem Covenant Church



On behalf of the Big Stone County 4-H program, I would like to thank you for your donation to our program.

The funds given will be used to help with our 4-H Food Shelf Garden project and educational opportunities for youth to explore where their food comes from. It is organizations like yours that are helping us to build future dedicated leaders in communities throughout the county and beyond.

Suzanne M. Souza
Extension Educator - 4-H Youth Development



We at Wilkin County 4-H extend a heartfelt thank you for your generous donation in support of our young people! Without your donation, the program would not be possible. Thank you for supporting the 4-H youth members in Wilkin County 4-H this year!

Monique Stelzer
University of MN Extension
Wilkin County, MN



On behalf of the Food Pantry, we would like to extend our sincere gratitude for your contribution. It is through generosity and support of donors like you that the Food Pantry is able to provide services that are vital to improving the quality of life for our neighbors in need. Thank you again for your support.



Sharon Bladow
Richland Wilkin Food Pantry Coordinator
Wilkin County, MN

Thank you so much (golf hole sponsor)! We sure do appreciate you! We can't do what we do without your help! Thanks.

Essentia Health Graceville Foundation
Graceville, MN

Thank you for the new electric pole.

Dawn Johnson
Wheaton, MN

Thank you to the linemen who came out to fix our yard light. It was greatly appreciated. Thanks again.

Leroy & Joan Baxter
Graceville, MN

Thanks to the line crew and the electricians for the service upgrade on the generator disconnect box, and for the LED yard light installation at our farm. They really work as a team! Everyone at Traverse Electric is appreciated for providing our area with a stable electric service!

Jerry & Nina Borgen
New Effington, SD

TEC July Financials

	July 2020	July 2021	YTD 2021
Total Revenue	\$987,144.99	\$987,983.56	\$6,663,020.09
Cost of Power	\$605,185.44	\$647,574.96	\$4,279,445.34
Total Cost of Service	\$950,718.50	\$958,036.81	\$6,429,231.48
Operating Margins	\$36,426.49	\$29,946.75	\$233,788.61
Total Margins	\$38,391.01	\$29,175.81	\$235,789.60
Kilowatt-Hours (kWh) Purchased	9,901,800	10,333,127	72,792,507
Kilowatt-Hours (kWh) Sales	9,419,633	9,808,248	69,283,963
Line Loss	5%	5%	5%

Traverse County Fair prize winners announced

Traverse Electric would like to thank everyone who stopped by our booth at the Traverse County Fair.

Pictured in the photo are Connor Bartz, Apprentice Electrician (left), and Steve Powers, Master Electrician/Member Services Rep. (right), who were on hand to provide information about our electrician services, standby generator installations, energy conservation, and electrical safety. Prize winners were:

- LED bulbs - Wally Hasbargen, Wheaton, MN
- LED bulbs - Bob DeHaan, Wheaton, MN
- LED bulbs - Duane Bartelson, Wheaton, MN
- \$25 Electric Bill Credit - Eileen (Eugene) Lundquist, Wheaton, MN
- \$25 Electric Bill Credit - Becki (Mark) Stueve, Dumont, MN



HOMAN RETIRES FROM TRAVERSE ELECTRIC BOARD

Pat Homan recently attended his last board meeting as a director. He has served on the board since 2000. He is shown above receiving his service plaque from Board President, Doug Diekmann. A big "Thank You" to Pat for all he's done while serving on the board!

MN cold weather rule and energy assistance program notice

In accordance with Minnesota's Cold Weather Rule, electric service cannot be disconnected for nonpayment between Oct. 1 and April 30 if electricity is the primary heat source and ALL of the following statements apply:

- Your household income is at or below 50% of the state median household income. Income may be verified on forms provided by Traverse Electric Cooperative or by the local energy assistance provider.
- You enter into and make reasonable timely payments under a payment agreement that considers the financial resources of the household.
- You receive referrals to energy assistance, weatherization, conservation, or other programs likely to reduce your energy bills from Traverse Electric Cooperative.

MINNESOTA'S COLD WEATHER RULE DOES NOT COMPLETELY STOP WINTER DISCONNECTS.

Before disconnecting electric service to residential members between Oct. 1 and April 30, Traverse Electric Cooperative must provide:

- A 30-day notice of disconnection;
- A statement of members' rights and responsibilities;

- A list of local energy assistance providers;
- Forms on which to request Cold Weather Rule protection; and
- A statement explaining available payment plans and other options to continue service.

ENERGY ASSISTANCE PROGRAM

The Energy Assistance Program (EAP) is a federally funded program through the U.S. Department of Health & Human Services, which helps low-income renters and homeowners pay for home heating costs and furnace repairs. Household income must be at or below 60% of the state median income (\$65,964 for a family of four) to qualify for benefits. Applications must be received or postmarked by May 31, 2022.

To learn more about the EAP program or to apply for assistance:

- Visit the Minnesota Department of Commerce Energy Assistance website, <https://mn.gov/commerce/consumers/consumer-assistance/energy-assistance/>, for more details and to access the application portal.
- Contact your county EAP service provider for additional information and assistance.
- For Wilkin, Traverse, Grant, Stevens

Counties: West Central MN Communities Actions, Elbow Lake, MN. Email: eap@wcmca.org, 800-492-4805, <https://wcmca.org/program-area/energy-assistance/>

- For Big Stone County: Prairie Five Community Action, Montevideo, MN. Email: eap@prairiefive.org, 800-292-5437 or 320-839-211 (Ortonville Office), <https://prairiefive.org/programs/energy-assistance/>

Traverse Electric Cooperative is dedicated to the people and communities we serve. If you are having difficulty paying your electric bill and do not qualify for either of these programs, please contact Karen Lupkes at Traverse Electric Cooperative at 800-927-5443 to set up a payment plan.

*This institution is an equal opportunity provider and employer.

SOUTH DAKOTA CUSTOMERS:

Please contact the SD Low Income Energy Assistance Program (LIEAP) to apply if you are having trouble paying your electric bill at 800-233-8503 or <https://dss.sd.gov/economicassistance/energyassistance/lowincome.aspx>

A PLACE TO GROW

Public libraries across the state continue to serve the needs of their communities as places to go for a wide range of experiences.

South Dakota's public library system grows and adapts to an ever-changing cultural and technological landscape

Billy Gibson

billy.gibson@sdrea.coop

The state's public library system got its start even before there was a state.

In 1886, three years before South Dakota achieved statehood, the Howard Public Library was chartered and quickly became a point of pride for the people of present-day Miner County.

The contents of the library have long since been relocated to a modern facility in the town's Municipal Building, but the original structure can still be visited at Prairie Village in nearby Madison.

As the first of its kind in the state, the Howard Public Library is still a thriving entity and serves as a testament to the versatility and resiliency of the state's library system. Standing strong through world wars, recessions, depressions, funding pressures, political challenges and

changes in culture and contemporary lifestyles, South Dakota's libraries are still delivering the goods - and the books - in their respective communities.

Mary K. Schlim is the head librarian in Howard and says the community takes a lot of pride in being home to the state's first facility. She takes an optimistic view of the future of libraries...as long as they continue to adapt.

"I think libraries have a bright future," she said. "You just have to keep updating and modernizing and keeping up with the trends and the technology. We have the computers, but we're adding new books all the time. There will always be demand from people who want an actual, physical book to read. There will always be a need for libraries."

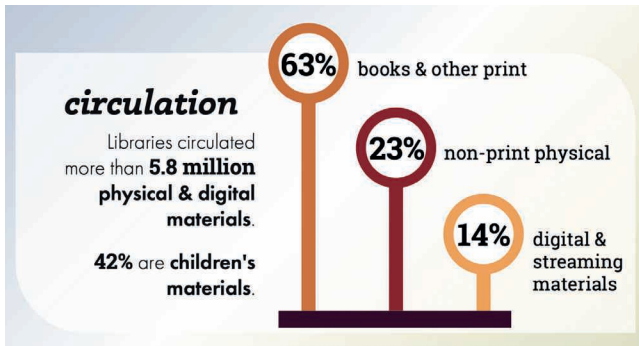
Schlim said her facility is open six days a week with more than 14,000 books on the shelves, five public

computers with internet access, 37 subscriptions to magazines and periodicals, and free WiFi access.

In the year prior to the pandemic, 3.7 million visits were made to the state's 107 public libraries while nearly half the state's residents held a library card. In 2019, more than 600 of the state's citizens were employed at a public library, and a collective 5.8 million digital and physical materials were circulated.

Brenda Hemmelman, access and development services director for the state library system, said libraries return \$4 in various programs and services for every \$1 invested. She describes libraries as a sound investment in communities large and small.

Hemmelman recently announced the distribution of nearly \$2 million in grant money disbursed to a total of 78 public, local school and academic libraries across the state. The grant money came from the Institute of Museum and Library Services (IMLS) through American Rescue Plan Act (ARPA) funds.



“This will help our libraries invest in infrastructure, technology and materials that will serve their patrons through modern, innovative facilities and practices well into the future,” Hemmelman said.

Grant-funded items include the following:

- Technology to replace old computer equipment
- Podcasting equipment
- Digitization equipment
- Books, audio books, e-books
- 3D printers and other makerspace equipment
- Furniture with embedded technology
- Library automation software
- SMART boards/Promethean boards for classroom teaching and displays.

The state system also purchased an additional \$76,000 worth of audiobooks and e-books for the South Dakota



Titles to Go (SDTTG) consortium with funds from IMLS through ARPA. Hemmelman said SDTTG program usage increased 18 percent from 2019 to 2020 as users checked out more than 400,000 titles.

Hemmelman said libraries face an ongoing challenge to remain relevant and useful in a rapidly changing technological

landscape. She said libraries were fortunate to receive the recent grant money after 96 percent of the state’s facilities closed temporarily during the pandemic.

She was quick to note, however, that 86 percent continued to provide public services even though the physical facility may have been closed. More than 80 percent provided outside or curbside checkout services and all of them increased access to digital materials.

For Hemmelman, those indicators point to a promising future for the state’s public library system.

STATE LIBRARY DIGITIZES 41 VOLUMES OF SOUTH DAKOTA HISTORICAL COLLECTIONS



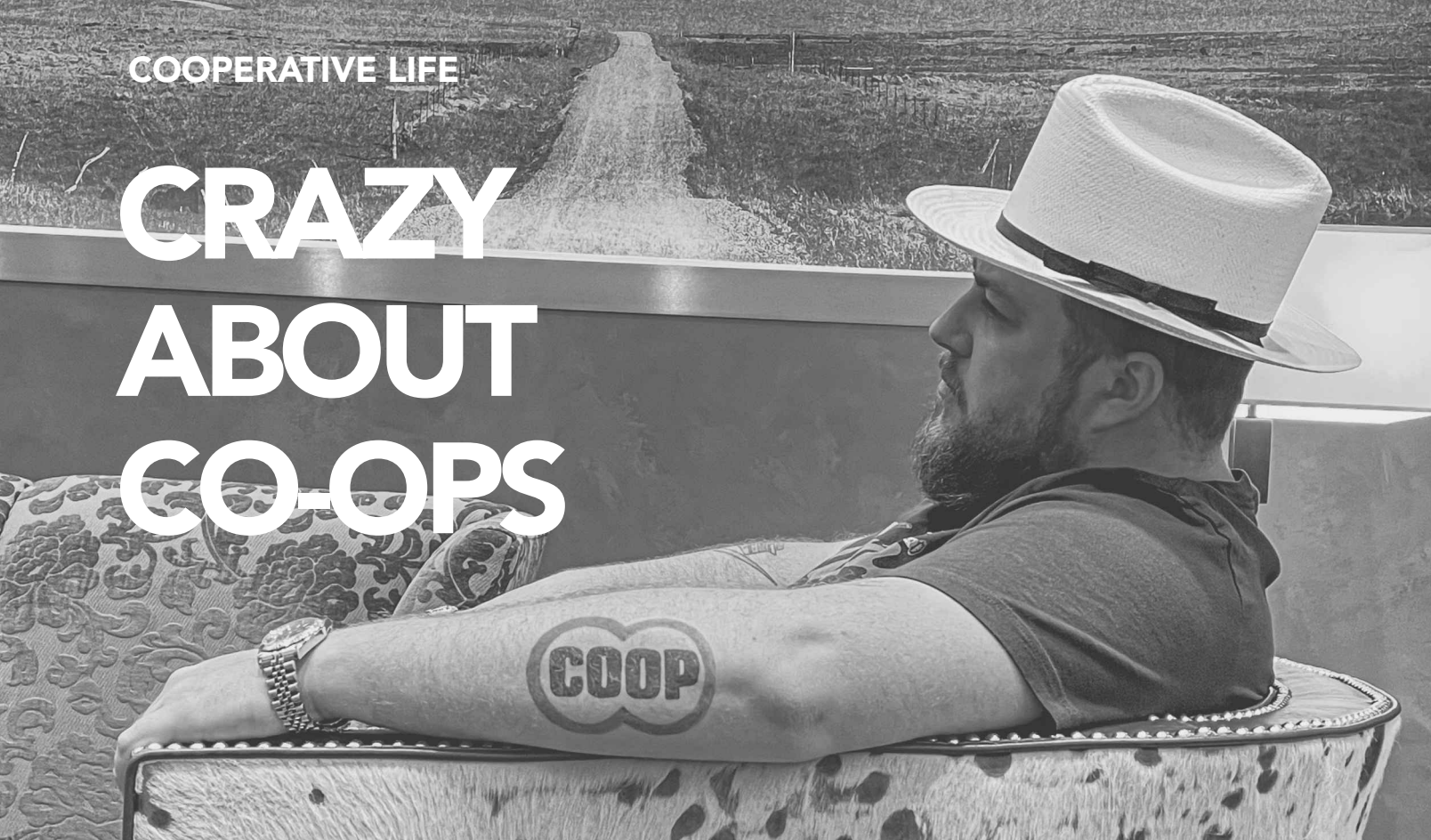
As the South Dakota State Historical Society celebrates its 120th year, the South Dakota State Library has digitized all 41 volumes of the South Dakota Historical Collections. From 1902 to 1982, this series was published biennially by the Department of History (now the South Dakota State Historical Society) as part of its mission to collect, preserve and make accessible the history of the state. All 41 volumes are now available via the Featured Collections section of the South Dakota State Library’s Digital Collections.

These volumes cover a wide array of topics and are a valuable resource for students, teachers, and scholarly researchers. Six editors presided over the South Dakota Historical Collections during its run, including Doane Robinson, Will G. Robinson and Dayton Canaday. Their different editing styles and interests are evident throughout the volumes. Taken as a whole, the series represents an evolution in perspectives on the state’s history, heritage and culture. In 1989, an index to the collection was compiled and published to aid researchers.

The South Dakota State Library serves as the state’s depository for current and historical state agency publications, some of which go back to territorial days.

The South Dakota State Library’s Digital Collections reflect the history and culture of South Dakota. Primarily of interest to librarians, researchers, and genealogists, the digital collections include newspaper articles, South Dakota library photographs, state government annual reports and research reports, South Dakota Codified Laws, Session Laws, House and Senate Journals and more. Access the collections at: sdsdl-montage.auto-graphics.com/.

CRAZY ABOUT CO-OPS



Entertainer and Mount Vernon Mayor Weston Frank bears a co-op logo on his forearm in memory of his great grandfather.

South Dakota's cooperative leaders leave a legacy of service in local communities throughout the state

Billy Gibson

billy.gibson@sdrea.coop

Some people place a lot of faith and belief in the cooperative way of doing business.

And then some people don't mind letting the world know exactly where they stand on cooperatives and what they represent.

When Weston Frank pulls up his shirt sleeve, everyone can see how much cooperatives mean to him. He has the word "COOP" tattooed in big, bold letters right there on his forearm.

Frank, who is mayor of Mount Vernon and an entertainer well-known throughout the state, had the cooperative logo inked into his arm for a special reason. He got the tat in memory of his great grandfather,

Howard Frank, who started working at the ag co-op in Wessington Springs after his gas station business burned to the ground. He eventually retired from the co-op in the mid-1990s.

When Weston Frank takes a glance at that image on his arm, he remembers a man who had earned the respect of everyone in his community.

"I love the double circle co-op logo because it's something my great grandfather wore every day. Everyone knew him as a kind and quiet man who would help anyone. He'd stay late to get a job done, then head out to the 281 Junction on Sunday afternoon at the drop of a hat to help a stranded stranger. I never met one person who had something bad to say about him."

As for Weston Frank, the co-op symbol has an even deeper meaning than the memory of his great grandfather.

"That logo stands for a time when men did what they said they would. You could trust the word of your fellow man, and the local co-op board. I have on occasion caught grief from some folks who associate the double circle with poor memories and situations. I always apologize that they feel that way, but the co-op provided for my family for many years without incident. For me, the logo helps me remember the man, the good he did and the love he had for his family."

Cooperatives have been part of South Dakota's landscape for well over 100 years, and have an estimated annual economic impact of \$8 to \$10 billion. Collectively, cooperatives provide an estimated 16,000 jobs for South Dakotans, and contribute almost \$600 million in tax revenue to the state.



The cooperative spirit also runs through the veins of Brenda Forman, executive director of the South Dakota Association of Cooperatives. Her introduction to the co-op world came early in life when she was a girl growing up in Gettysburg where both her grandfather and father served on the Cenex board of directors.

“THAT LOGO STANDS FOR A TIME WHEN MEN DID WHAT THEY SAID THEY WOULD. YOU COULD TRUST THE WORD OF YOUR FELLOW MAN, AND THE LOCAL CO-OP BOARD.”

At the age of 14, Forman landed her first job at the local Cenex station and worked there through high school and college, often filling a spot on the spraying crew. She joined the co-op association 25 years ago and has carried on the mission of serving the association’s members and lauding the many benefits of cooperative businesses, including telecommunications, farm supply, marketing and electric organizations.

Her father, Richard Mangin, held a position on the Cenex board for



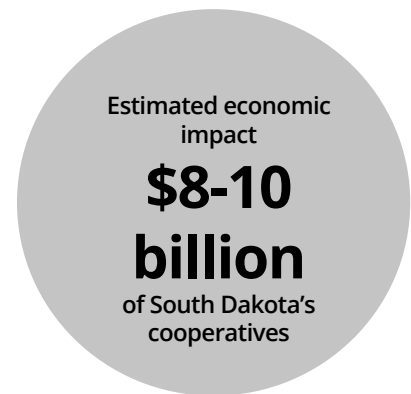
South Dakota Cooperative Association Hall of Famer Charles Birkholt served as general manager of Cam Wal Electric Cooperative for the last eight of his 45 years there. After retiring from Cam Wal, Birkholt served on the board of Venture Telecommunications.

25 years. At the end of December each year, she would accompany her dad down to the co-op to help take inventory.

“On the way over we’d talk about the co-op and how it got started and why he served on the board, to help people,” Forman recalled. “Something that touched me deeply happened when a gentleman came up to me once and I told him I was from Gettysburg. He said he knew my dad and they worked on the Cenex board together. He looked around at the other people and told them I come from good stock. That was one heckuva of a compliment, coming from someone who thought that much of my dad and granddad and their involvement in the co-op.”

Charles Birkholt is a member of the SDAC Hall of Fame and has served consumers of both a telecommunications co-op and an electric co-op. Back in 1952, Birkholt joined Cam Wal Electric in Selby as a groundsman at the rate of 85 cents an hour. He climbed his way up to manager and recalls farmers complaining about their \$5 monthly power bills. He later retired after 45 years of service at Cam Wal.


But Birkholt wasn’t done yet. Shortly after retiring 20 years ago, he joined the board of Venture Communications.



“I enjoyed working at both co-ops and being able to see things on both sides of the board table,” he said. “It gives you different things to think about and makes you understand you have to keep an open mind. But in both positions, you’re working to improve the service and your relationship with your members.”

Birkholt said he encourages all cooperative members, employees and leaders across the state to pause a moment during Co-op Month in October to reflect on the importance of these not-for-profit organizations.

“The consumer is our primary goal, our only reason for existing. That is very unique and isn’t the case for investor-owned enterprises. We’re the underdogs, so that just means we have to work harder,” he said.



**Pheasant Hunting Season
Opening Day
October 16, 2021**

To have your event listed on this page, send complete information, including date, event, place and contact to your local electric cooperative. Include your name, address and daytime telephone number. Information must be submitted at least eight weeks prior to your event. Please call ahead to confirm date, time and location of event.

SEPTEMBER 25

Great Downtown Pumpkin Festival
526 Main Street, Rapid City, SD, 605-716-7979

SEPTEMBER 25-26

Menno Pioneer Power Show
Menno, SD, contact Daniel at mennopowershow@yahoo.com for more details

SEPTEMBER 25-26

Reza: Edge of Illusion
Oscar Larson Performing Arts Center, Brookings, SD, tickets on sale at <http://www.RezaLive.com>

**SEPTEMBER 30
7th Annual Taste of Sioux Falls**

Washington Pavilion, Sioux Falls, SD, 605-367-6000

**SEPTEMBER 30 -
OCTOBER 3**

Festival of Books
Various Locations, Deadwood, SD, 605-688-6113

OCTOBER 1-2

Oktoberfest
Various Locations, Deadwood, SD, 605-578-1876

OCTOBER 1-3

SiouxperCon
1201 N West Avenue, Sioux Falls, SD, visit siouxpercon.com for more details and tickets

OCTOBER 2-3

Fort Pierre Horse Races
Stanley County Fairgrounds, Fort Pierre, SD, 605-223-2178

OCTOBER 7-10

Annual Great Scarecrow Festival
Campbell Park, Huron, SD, 605-354-0491

OCTOBER 8-9

Junkin' Market Days
W.H. Lyon Fairgrounds, Sioux Falls, SD, 605-941-4958

OCTOBER 8-10

Pumpkin Festival
Country Apple Orchard, Harrisburg, SD, 605-743-2424

OCTOBER 9-10

Sioux Falls Quilters' Guild Bi-annual Quilt Show - "Fall in Love with Quilting"
Sioux Falls Convention Center, Sioux Falls, SD, for more info visit siouxfallsquiltersguild.com or send an email to sfqg2021show@gmail.com

OCTOBER 11

Native American Day Celebration
Crazy Horse Memorial, Crazy Horse, SD, 605-673-4681

OCTOBER 16-17

Heartland Quilter's Guild
Highland Conference Center, Mitchell SD, Contact Karen at 605-996-6726 for more info

OCTOBER 16-17

KELOLAND Living Arts & Crafts Show
Best Western Plus Exhibit Hall & Annex, Sioux Falls, SD, email events@keloland.com for more info

OCTOBER 22-23

Governor's South Dakota Showcase
1201 N West Avenue, Sioux Falls, SD, 605-773-3301

OCTOBER 29-30

Deadweird
Various Locations, Deadwood, SD, 605-578-1876

OCTOBER 30

16th Holiday Shopping Extravaganza
Davison County Fairgrounds, Mitchell, SD, call Cindy at 605-999-8563 for more info

OCTOBER 30

Scare in the Square
Main Street Square, Rapid City, SD, 605-716-7979

OCTOBER 30

Yankton's Harvest Halloween
Downtown, Yankton, SD, email mandi@bostonsyankton.com for more info

NOVEMBER 13

Sisseton Area Merchants & Crafters Holiday Open House Extravaganza
Sisseton, SD, call Beverly at 605-698-7425 for more info

Note: Please make sure to call ahead to verify the event is still being held.