



Cooperative Connections

**Volunteers
Answering
the Call**

Page 8

**Co-ops: Your
Unique Source
of Power**

Page 12

By the Community, For the Community



Joel Janorschke, General Manager

jjanorschke@traverseelectric.com

When you think of October, pumpkins, Halloween and beautiful fall foliage naturally come to mind. But October is notable for another reason – it's National Co-op Month! This is the time of year when cooperatives across

the country, including Traverse Electric Cooperative, celebrate who we are and more importantly, the members we serve.

Cooperatives are different than other types of businesses. When the market declines to offer a product or service, or does so at a very high price, co-ops intervene to fill the need.

Similar to how Traverse Electric was built by members who came together to bring electricity to our community, cooperatives are conveners for the common good. Your electric co-op exists to provide safe, reliable and affordable energy to you, the members of the co-op. Equally important is our mission to enrich the lives of the members we serve.

As a co-op, we are well-suited to meet the needs of the community because we are locally governed. Traverse Electric's leadership team and employees live right here in the community. Our board of directors, who helps set long-term priorities for the co-op, live locally on co-op lines. These board members have been elected to the position by neighbors like you.

We know our members (that's you!) have a valuable perspec-

tive. That's why we are continually seeking your input. Whether through community events, our social media channels or the annual meeting, we want to hear from you.

Our close connection to the community ensures we get a first-hand perspective on local priorities, thereby enabling us to make more informed decisions on long-term investments, such as equipment and technology upgrades, constructions upgrades and electrician services.

Another feature that sets our co-op apart from a traditional utility is one of our core principles, "Concern for Community." We participate in the Electric Cooperative Youth Tour, where we take our community's brightest young people to Washington, D.C. for a week-long immersion to experience democracy in action.

Ultimately, the larger community benefits from these programs because of you and your neighbors. You empower the co-op through your membership and through your participation in and support of these programs.

We hope you will think of Traverse Electric as more than your energy provider, but instead as a local business that supports this community and powers economic development and prosperity for the people.

We will continue to learn from our members about their priorities so that we can better serve you – because your electric co-op was built by the community, for the community.

July Financial Information

	July 2018	July 2019	YTD 2019
Total Revenue	\$876,855	\$882,377.00	\$6,336,282
Cost of Power	\$558,522	\$554,636	\$3,922,521
Total Cost of Service	\$852,492	\$849,057	\$6,232,230
Operating Margins	\$24,362	\$33,319	\$104,052
Total Margins	\$52,675	\$60,897	\$249,912
Kilowatt-Hours (kWh) Purchased	8,681,852	8,937,909	67,894,137
Kilowatt-Hours (kWh) Sales	8,206,033	8,532,161	64,774,497
Line Loss	5%	5%	4%

TEC Statistics

Members Served	2,200
Meters Served	3,194
Number of meters including off-peak meters.....	4,388
Miles of Overhead Line	1,170
Miles of Underground Line	532
Total Miles of Line	1,702
Members Served Per Mile.....	1.8
Number of Poles to Maintain ...	22,624

Traverse Electric Cooperative Connections

(USPS No. 018-903)

Board of Directors

President: Alan Veflin, Sisseton, SD
Vice President: Pat Homan, Beardsley, MN
Secretary: Mark Pearson, Rosholt, SD
Treasurer: Karen Kath, Campbell, MN
 Doug Diekmann, Beardsley, MN
 Russ Armstrong, Wheaton, MN
 Terry Monson, Veblen, SD
 Michael Marks, Norcross, MN
 Tom Frisch, Dumont, MN

Office Personnel

Joel Janorschke – General Manager
 Karen Lupkes – Office Manager
 Dale Schwagel – Operations Manager
 Vacant – Member Service
 Representative/Electrician
 Melissa Przymus – Accountant
 Susan Wilts – Billing Clerk

Operations Personnel

Richard Davis – Foreman
 Lonnie Tekrony – Journeyman Linemen
 Joe Gahlon – Journeyman Linemen
 Chris Faulk – Journeyman Linemen
 Josh Shoutz – Journeyman Linemen
 Austin Reinke – Journeyman Linemen
 Dennis Koch – Facility Technician

General Managers Contact Information

Joel Janorschke
 Cell: 320.304.1392
 Direct: 320.563.1055
 jjanorschke@traverseelectric.com

In case of a power outage call 1-800-927-5443

Traverse Electric Cooperative Connections is published monthly by Traverse Electric Cooperative, PO Box 66, 1618 Broadway, Wheaton, MN, 56296 for its members. Families subscribe to Traverse Electric Cooperative Connections as part of their electric cooperative membership. Traverse Electric Cooperative Connections' purpose is to provide reliable, helpful information to electric co-op members on matters pertaining to rural electrification and better rural living.

Subscription information: Electric cooperative members devote 50 cents from their monthly electric payments for a subscription. Nonmember subscriptions are available for \$12 annually. Periodicals Postage Paid at Wheaton Post Office, Wheaton, MN, 56296 and at additional mailing offices.

POSTMASTER: Send address changes to: Traverse Electric Cooperative Connections, PO Box 66, Wheaton, MN 56296; Phone (320) 563-8616; Fax (320) 563-4863;

Web site: www.traverseelectric.com. This institution is an equal opportunity provider and employer.

Our Mission: To provide dependable service at the lowest possible rates, consistent with sound business principles.

Design assistance by SDREA.



How Local Governance Works for You!

Since Minnesota's first electric cooperative was established in 1935, co-ops have been leading the way in serving member-owners with safe, reliable, affordable and increasingly clean electricity. From our earliest beginnings, strong governance has been – and continues to be – at the heart of a successful electric cooperative.

Minnesota is home to 44 distribution cooperatives, including which are served by six generation and transmission cooperatives. Collectively, Minnesota's electric cooperatives employ more than 3,000 people and serve 1.7 million – or one-third of Minnesota's residents. It's a big responsibility and one we take seriously.

Under the successful and proven cooperative business model, we're locally owned by the members we serve and governed by an elected board of directors who are also member-owners of the cooperative. Committed to powering lives and empowering our communities, Traverse Electric has been guided by seven core principles since our founding. You'll see these principles demonstrated in everything we do.

Seven Cooperative Principles:

- Voluntary and Open Membership
- Democratic Member Control
- Members' Economic Participation
- Autonomy and Independence
- Education, Training, and Information
- Cooperation Among Cooperatives
- Concern for Community

While all the principles are equally important, one principle really differentiates co-ops from other for-profit utilities – Democratic Member Control. This principle says, Cooperatives are democratic organizations controlled by their members, who actively participate in setting policies and making decisions. The elected representatives are accountable to the membership. In cooperatives, members have equal voting rights (one member, one vote). In short – as a member-owner of Traverse Electric you always have a vital and valued say in the way we operate.

To effectively and efficiently represent our 2,200 members' interests, board directors are elected for three-year terms. These directors play a crucial role in determining the strategic direction and priorities of Traverse Electric. Their input and guidance are key as the co-op keeps the lights on today and works to anticipate and meet our member-consumers' future energy needs.

Through education and training opportunities, industry conferences and independent learning, our nine directors invest a significant amount of time staying informed on the latest challenges, trends, regulations and technologies impacting electric cooperatives. From environmental laws to financial matters to cybersecurity and technology advancements, the electric industry is incredibly complex. In order to effectively govern, co-op directors need to have a thorough understanding of these issues and how they could affect member-owners. The time directors spend on education and training is a mandatory requirement in strategically guiding the cooperative.

Within our board of directors, officers are elected to fulfill specific responsibilities for the cooperative. Not only are board members trained on energy-related issues, they are also trained to be transparent, accountable to one another and the member-owners we serve; and adhere to the cooperative's bylaws and other applicable rules, regulations and laws.

Serving in a governance role for Traverse Electric is a privilege and one your directors embrace.

October is Fire Prevention Month


The U.S. Fire Administration reports that fires kill more than 4,000 Americans each year and approximately injure 20,000 more. U.S. fire departments respond to nearly 2 million fires each year, with three-quarters of them occurring in residences.

A home is often referred to as a safe haven. This month, make sure your home is protected from (and your family is prepared for) a fire. Here are 10 simple tips to help you avoid fires and reduce the risk of injury should one occur:

- **Smoke Alarms** – Smoke alarms are widely available and inexpensive. Install a smoke alarm on every level of your home and test it monthly.
- **Prevent Electrical Fires** – Don't overload circuits or extension cords. Cords and wires should never be placed under rugs or in high traffic areas. Avoid loose electrical connections by checking the fit of the plug in the wall outlet. If the plug loosely fits, inspect the outlet right away. A poor connection between the plug and the outlet can cause overheating and can start a fire in minutes.
- **Keep Plugs Safe** – Unplug all appliances when not in use. Follow the manufacturer's safety precautions and use your senses to spot any potential disasters. If a plug is overheating, smells strange, shorts out or sparks – the appliance should be shut off immediately, then replaced or repaired.
- **Alternate Heaters** – Make sure there is ample space around any portable heating unit. Anything that could catch fire should be at least three feet away. Inspect your chimney annually and use fire screens to help keep any fires in the fireplace.
- **Fire Safety Sprinklers** – When combined with working smoke alarms, home fire sprinklers greatly increase your chance of surviving a fire.
- **Create An Escape Route** – Create and practice your escape plan with your family from every room in the house. Practice staying low to the floor and checking for hot doors using the back of your hand.
- **Position Appliances Carefully** – Try to keep TV sets, kitchen and other appliances away from windows with curtains. If there is a wiring problem, curtains can spread a fire quickly. Additionally, keeping your appliances away from water sources (like rain coming in from windows) can help prevent wiring damage which can lead to a fire.
- **Clean Dryer Vents** – Clothes dryers often start fires in residential areas. Clean the lint filter every time you start a load of clothes to dry or after the drying cycle is complete. Make sure your exhaust duct is made of metal tubing and not plastic or foil. Clean the exhaust duct with a good quality dryer vent brush to prevent blockage and check for lint build up behind the dryer at least twice a year.
- **Be Careful Around the Holidays** – If you fill your home with lights during the holiday season, keep them away from anything that can easily catch fire. Check all of your lights prior to stringing them up and dispose of anything with frayed or exposed wires.
- **Conduct Regular Inspections** – Check all of your electronic equipment and wiring at least once a month.

Following these simple tips could potentially save your life or the life of a loved one. Pass this list on to your friends and family and make this fire prevention month count!

Source: quickenloans.com



October is National
Co-op Month.



KIDS CORNER SAFETY POSTER



"Be careful of snow cavities over electrical boxes."

Avery Bauman, 10 years old

Avery is the daughter of Pete and Bridget Bauman, Watertown, S.D. They are members of Codington-Clark Electric Cooperative, Watertown.

Kids, send your drawing with an electrical safety tip to your local electric cooperative (address found on Page 3). If your poster is published, you'll receive a prize. All entries must include your name, age, mailing address and the names of your parents. Colored drawings are encouraged.



Perfect Pasta

Angel Hair Pasta with Italian Sausage and Herbs

- | | |
|---|---|
| 1 lb. angel hair pasta | 1 tsp. McCormick Gourmet™ Parsley, Flat Leaf |
| 1 lb. sweet Italian sausage, casing removed | 1/2 tsp. McCormick Gourmet™ Organic Garlic Powder |
| 2 T. olive oil | 1/2 tsp. McCormick Gourmet™ Organic Fennel Seed |
| 1-1/2 cups chopped red onion | 1/2 tsp. Sicilian sea salt |
| 8 oz. mushrooms, quartered | 1/2 cup grated Romano cheese |
| 1 tsp. McCormick Gourmet™ Organic Basil | |
| 1 tsp. McCormick Gourmet™ Organic Italian Seasoning | |

Cook pasta as directed on package. Drain well. Meanwhile, break up sausage in large skillet. Cook on medium-high heat 5 to 6 minutes. Remove sausage; drain fat. Rinse skillet and wipe clean. Heat oil in same skillet on medium heat. Add onions, mushrooms and seasonings; cook and stir 5 minutes. Add cooked sausage; cook and stir 5 minutes longer. Place pasta in large serving bowl. Add sausage mixture and cheese; toss to coat well. Serve with additional cheese, if desired. Makes 12 (1 cup) servings.

Nutritional Information Per Serving: Calories 281, Total Fat 13g, Cholesterol 26mg, Sodium 374mg, Protein 10g, Carbohydrates 31g, Dietary Fiber 2g

Pictured, Cooperative Connections

Taco Pasta Salad

- | | |
|--|--|
| 1-1/2 lbs. ground beef, cooked and drained | 1 pint grape tomatoes, sliced in half |
| 4 T. taco seasoning | 3 cups shredded lettuce |
| 1 lb. rotini, cooked, drained and rinsed with cold water | 2 cups shredded cheese |
| 1/2 small onion, minced (optional) | 1 bottle Catalina dressing |
| | 1 bag nacho cheese tortilla chips, crushed |

Stir together hamburger and taco seasoning. In a large bowl, combine hamburger, pasta, onions, tomatoes, lettuce and cheese. Mix in dressing. Stir in chips. Serve immediately.

Dawn Leibel, Glencross, SD

Smoky BBQ Chicken Salad

- | | |
|--|--|
| 1 box Betty Crocker™ Suddenly Salad® Ranch and Bacon Pasta Salad Mix | 1/4 cup barbecue sauce |
| 1/2 cup frozen corn | 1 cup cherry or grape tomatoes, halved |
| 1/4 cup mayonnaise | 12 butter lettuce leaves, optional |
| 2 cups shredded rotisserie chicken | 1/4 cup chopped green onions |

Empty pasta mix into a 3-quart saucepan 2/3 full of boiling water. Gently boil uncovered 12 minutes, stirring occasionally, adding corn during last 2 minutes of cooking. Drain pasta and corn; rinse with cold water. Shake to drain well. In large bowl, stir together seasoning mix, mayonnaise and barbecue sauce. Stir in pasta, corn, chicken and tomatoes. Line serving plate with lettuce leaves. Top with salad mixture; sprinkle with green onions. Serve immediately or cover and refrigerate 1 hour to chill.

Jean Osterman, Wheaton, MN

Cheating Cheeseburger Macaroni

- | | |
|---------------------------------------|-------------------------------------|
| 1-1/2 lbs. ground beef | 1 can cheddar cheese soup |
| 1/4 cup chopped onion | 1 cup water |
| 1/2 pkg. baby carrots, finely chopped | 1/4 cup sour cream, optional |
| 1 can cream of chicken soup | 2 cups macaroni, cooked and drained |

Cook ground beef and onion; drain. Add carrots and cook while macaroni is cooking. Mix soups, water and sour cream; add to hamburger. Simmer over medium heat for a few minutes. Stir in pasta. Serve immediately.

Becki Hauser, Tripp, SD

Please send your favorite slow cooker, holiday or soup recipes to your local electric cooperative (address found on Page 3).

Each recipe printed will be entered into a drawing for a prize in December 2019.

All entries must include your name, mailing address, telephone number and cooperative name.

Is a Heat Pump Right for My Home?



Pat Keegan

Collaborative Efficiency

Dear Pat: My cousin just installed a heat pump, so now she uses fan units placed on the walls instead of her baseboard heaters. My neighbors just got a heat pump too, but they replaced their furnace and air conditioner, so it blows through the old furnace vents. Could one of these options work for my home as well? – Anke

Dear Anke: The short answer is yes. The two most common types of heat pumps, which you've just described, are often good options.

It sounds like your cousin replaced her electric baseboard heaters with a ductless mini-split heat pump. This is a good solution because older baseboard heaters are typically inefficient. The mini-split system has a compressor outside that is connected with refrigerant lines to the blowers inside. A ductless system can serve up to four zones, so it can heat a small home or can be used in combination with another heating system in a larger home. The ductless mini-split system is a great option for a home that does not have a duct system, or if the existing duct system is inefficient or poorly designed.

Your neighbors most likely replaced their central heating and air conditioning (HVAC) system with a central system air-source heat pump. This system's compressor is also located outside, but in this case, it's connected to the home's duct system to distribute cold or warm air through the existing vents. The central system heat pump can be an efficient option if your existing duct system is in good shape.

A less common type of heat pump is a ground-source, or geothermal, system that taps into heat that's naturally underground year-round. Geothermal systems are typically an expensive investment, but they are quite efficient.

Heat pumps are typically much more efficient than electric resistance systems and can be a solid solution in a wide variety of circumstances. They can be the right choice in a manufactured home, a construction addition or as a replacement for a broken or inefficient HVAC system. They're also becoming more popular for central heating in new construction.

Here's how heat pumps work: During winter, they pull warmth from the outside air into the home; during summer, the process is reversed and warmth from inside the home is exhausted outside. It may seem odd that warmth can be found in outdoor winter air, but heat pumps are amazing inventions. They've become much more efficient in recent years to the point that they can be effective year-round in most cold winter climates.

The efficiency of a heat pump is measured in two ways: The HSPF (Heating Season Performance Factor) rating measures heating efficiency and the SEER (Seasonal Energy Efficiency Ratio) rating measures cooling efficiency. The minimum ratings for a heat pump are HSPF 8.2 and SEER 14. Heat pumps with the ENERGY STAR® rating are significantly more efficient than the minimum standard.

Here's how to know if you should consider a heat pump for your home:

- 1. Want to save money?** If you are currently heating your home with electric resistance or propane or heating oil and you seal air leaks and install additional insulation, installing an efficient heat pump could reduce your heating costs by up to 75 percent. And if you are currently cooling your home with an old A/C system or window A/C units, you could also cut your cooling costs.
- 2. Want heating and cooling flexibility?** A ductless mini-split heat pump can serve up to four individual zones or rooms and each room's temperature can be controlled separately.
- 3. Want safer heat?** Heat pumps eliminate the need to burn fuels inside your home and exhaust combustion gases. There's no risk of carbon monoxide or gas leaks that can come from flaws in a system that runs on natural gas, propane, fuel oil or wood.

Before you consider installing any new heating and cooling system for your home, I strongly suggest you conduct an energy audit. Your electric co-op may provide energy audits or be able to recommend a local professional.

As with any major home improvements or installations, be sure to get a few quotes and references before committing or making any payments.

Heat pumps are typically much more efficient than electric resistance systems and can be a solid solution in a wide variety of circumstances.

State Veterans Cemetery Breaks Ground

Construction on the new South Dakota State Veterans Cemetery near Sioux Falls got underway this fall with an official groundbreaking Sept. 9.

The cemetery will be located on 13 acres of land, located just north of the I-229 and I-90 interchange off of Split Up Creek Road and 477th Ave.



Lt. Gov. Larry Rhoden, sixth from left, and Gov. Kristi Noem, were among officials who broke ground for the new state veteran's cemetery near Sioux Falls.

And, just days ahead of the groundbreaking, South Dakota's electric cooperatives were able to contribute \$47,500 to the project.

In August, The South Dakota Department of

Veterans Affairs was awarded a \$6.9 million grant from the United States Department of Veterans Affairs (VA) National Cemetery Administration for the establishment of South Dakota State Veterans Cemetery in Sioux Falls.

"This new cemetery will give tens of thousands of Veterans and their families the peace of mind that comes from knowing they will have a burial option close to home," said Under Secretary for Memorial Affairs Randy Reeves in announcing the grant.

This grant will fund the construction of 610 pre-placed crypts, 999 cremains gravesites, 660 columbarium niches, 50 memorial wall markers, a main entrance, an avenue of flags, an administration building, a maintenance facility, roads, an assembly area, a committal shelter, scatter burial area, a memorial walkway, landscaping and supporting infrastructure. The project will develop approximately 12.9 acres and will enable the cemetery to serve approximately 43,000 Veterans, their spouses and eligible family members. The VA Veterans Cemetery Grants Program (VCGP) complements the 136 VA national cemeteries across the country. Since its inception 41 years ago, the VCGP has awarded grants totaling more than \$817 million to establish, expand, improve or operate and maintain 115 state and tribal Veterans cemeteries. These VA-funded cemeteries provided more than 39,000 burials in 2018.

Ribbon Cutting Held

A ribbon cutting ceremony was held for the new Onida, S.D., substation on Aug. 23. The substation is owned by East River Electric Power Cooperative and serves the member-owners of Oahe Electric Cooperative, including the city of Onida and Ringneck Energy ethanol plant.

During the event, representatives from East River Electric, Oahe Electric, Ringneck Energy, the Onida Area Development Corporation and the Onida Chamber of Commerce discussed the benefits that the new substation brings to the area. The event concluded with a ribbon cutting ceremony.

"We are excited for the enhanced capabilities of this new facility in meeting the growing energy needs of Onida, Ringneck Energy and the surrounding area," said East River Chief Operations Officer Mark Hoffman. "This new substation will have the ability to serve new growth in the area for years to come, just further enhancing the region's economic development opportunities. East River and Oahe Electric are strong supporters of the ethanol industry and are pleased to work with Ringneck Energy to meet their power needs."

The new substation replaces a substation that was built in the 1970s and brings increased capacity to reliably meet the area's current and future energy needs. Construction began in September 2016 and was completed in fall 2018.

"We appreciate the great working relationships with East River Electric, Ringneck Energy and the City of Onida," said Oahe Electric General Manager Rodney Haag. "This new substation has improved the reliability of Oahe Electric's energy delivery system to our member-owners."

In addition to the Onida substation, East River Electric is currently planning several other facilities in the area. These facilities include a new substation west of Blunt in Hughes County that is currently under construction, plans for a new substation north of Pierre and a rebuild of a current substation west of Onida. These projects will improve reliability and provide additional capacity for the region's growing energy needs.



East River Electric Business Development Director Mike Jaspers (left), East River Electric Chief Member and Public Relations Officer Chris Studer, East River Electric Chief Operations Officer Mark Hoffman, Oahe Electric General Manager Rodney Haag, Onida Chamber of Commerce President Marileen Tilberg, Onida Area Development Corporation President Brian Ring, Onida Chamber of Commerce Member Leann Weischedel, Ringneck Energy CEO Walt Wendland and Oahe Electric Board President Ken Gillaspie participate in the ribbon cutting for the new substation.



Renville-Sibley Co-op Power Association Journeyman Lineman Clint Olson is a member of the Olivia Area Technical Rescue Team. Olson is in the center front holding the dalmation dog.

HELPING OUT AT NEW HEIGHTS AND TIGHT SPACES

Co-op Employees Among Local Emergency Responders

Brenda Kleinjan

editor@sdrea.coop

As the chief of the Olivia, Minn., Area Technical Response Team, Renville-Sibley Co-op Power Association journeyman lineman Clint Olson combines some of his experience with the Danube, Minn.-based cooperative with his 15 years as a member of the Olivia Fire Department.

Olson joined the OFD after being asked repeatedly by then-members of the volunteer fire department.

“To be honest, the main reason for joining the OFD was so I wouldn’t be bugged anymore by past firemen asking me to join every time I saw them in public. Looking back, I am glad I did,” Olson said.

Olson was tapped to lead the newly formed rescue team which was established in January 2019. The team is specialized in high-angle and low-angle (confined space) rescues.

The team is made up of firemen all from different towns in



Many rural and small town fire departments throughout the Dakotas and western Minnesota rely on volunteers to fill the ranks of the much-needed service.

Renville County, Minn. The county is home of several large ag industries, such as the Southern Minnesota Sugar Beet Cooperative and several large seed plants along with large bin set ups.

“We saw a need for the Technical Response Team years ago and never could spark enough interest from the other towns in the county for funding. Finally, Olivia stepped up and funded the start up,” said Olson. “We firemen have trained in the past with some high-angle rescue trainings but knew it wasn’t proper and knew it’s a need being in a rural community.”

Right after the team was established, the first call came in of a conscious victim who fell 40 feet down into a concrete seed bin.

“There was no access from the bottom. After assessing the situation, we were able to get the victim up using ropes and mechanical advantage systems which consists of pulleys and anchor points through a small four foot by four foot access door. From there, we were able to rig a rope system on the catwalk outside in order to lower the victim to the ground 75 feet below,” Olson said.

“Looking back, this is the first rescue like this in our area and we are glad we had the

training and equipment to complete the task,” Olson said.

There are multiple regular trainings and extra trainings that go along with the fire department and the Olivia Area Technical

“Being in a smaller agriculture and rural community, fire departments in our area are struggling to fill positions, whether its lack of interest or time.”

rescue team, Olson said. The fire department trains twice a month while the OATRT team trains once a month.

Olson notes there is a need for more volunteers in fire departments and ambulance crews.

“Being in a smaller agriculture and rural community, fire departments in our area, are struggling to fill positions, whether its lack of interest or time,” Olson said.

To try to maximize departments’ effectiveness, departments have been training with our surrounding departments and assisting in mutual aid calls.

“I highly recommend if you can join a local EMS in your community the benefits are self-rewarding. The knowledge you learn can be beneficial for you to share with your coworkers also no matter what field you are in.”

The knowledge base that co-op linemen bring to a volunteer fire department can be beneficial, Olson noted, especially when it comes to electrical hazard recognition.

“Multiple trainings have been done internally with our department on what action to take if a live wire is involved and also know where the disconnects are located and types of disconnects need to be opened in order to isolate before the utility company arrives,” Olson said.

Olson is one of three employees of Renville-Sibley who are members of their fire department or technical team. Fellow journeymen linemen Brayden Fischer and Brandon Ochs are volunteer firefighters

“I describe it has a brotherhood similar as a brotherhood at your electric cooperative,” Olson said.



RSCPA Journeyman Lineman Brayden Fischer is in the back row, fourth from right, while Journeyman Lineman Clint Olson is second from the left in the first row. Not pictured is Journeyman Lineman Brandon Ochs.


Congratulations to Mavrik TeKrony!


Mavrik was drawn as a recipient of one of the Jay A. York Scholarships that were awarded by Nobles Cooperative Electric in Worthington and which Traverse Electric was a donor participant. Every year, each contributing Minnesota electric cooperative can submit one name to be put in the drawing.

Mavrik is a 2019 graduate of Wheaton High School. Throughout school, he was very active in 4-H and rodeo.

He enjoys farming, ranching and working with his hands. Mavrik is enrolled in the welding program at Lake Area Technical Institute in Watertown, S.D.

He is the son of Lonnie (a journeyman lineman at Traverse Electric Cooperative in Wheaton) and Starla Tekrony.





Cooler weather is on the way! Heating requires more energy than any other system in your home, typically making up about 42 percent of your energy bill. With proper equipment maintenance and upgrades like additional insulation and air sealing, you can save about 30 percent on your energy bill.

Source: energy.gov

Member Comments

Thank you for your decision to donate unclaimed property funds to our fire department. Your donation of \$574.54 was much appreciated! We look forward to using these funds to help further train and outfit our firefighters.
Graceville Fire Dept., Graceville, MN


Thank you for restoring my power so quickly.
Russell Veflin, Sisseton, SD

Thanks to the guys for getting my service back on so quickly.
Ryan Kellen, Norcross, MN

Thanks for the many years of service.
Matilda Rose Miller, Rosholt, SD

Thanks for getting our security light working.
Roger and Clarice George, Sisseton, SD

Thank you very much for the generous gift of money that was awarded to me. It will help further my career in physical therapy.
James Conroy, Wheaton, MN



July Board Meeting Highlights

The July board meeting was held on Tuesday, July 23, 2019, at 8 a.m. Absent: None.

Staff members present were General Manager Joel Janorschke and Karen Lupkes.

- The minutes of the June board meeting were approved.
- The June check register was approved.
- Homan reported on East River board business.
- Armstrong and Marks reported on the District III meeting they attended.
- Janorschke presented the Manager's Report, which included:
 - ▶ Recapped the East River manager's meeting topics.
 - ▶ Recapped the Basin Electric manager's meeting topics.
 - ▶ Updated the board on Minnesota and South Dakota legislative issues.
- Lupkes gave the Office Manager's Report, which included:
 - ▶ The June 30, 2019, accounts receivable balances were reviewed.
 - ▶ All board policies are on the board intranet access.
 - ▶ Dairyland Power will print and mail our billing statements and late notices beginning with the Aug. 31 billing.
 - ▶ Reviewed and approved the June Financial Report.
 - ▶ Reviewed and approved the annual audit report completed by CliftonLarsonAllen. It was a clean audit with no adjustments.
- Janorschke gave the Operations Report. Items discussed included:
 - ▶ June outages were reviewed.
 - ▶ Crews have been fixing URD faults.
 - ▶ Projects were reviewed. The ditch widening project was discussed.
 - ▶ The number of requests for tile pump services has increased recently.
 - ▶ The RV campground on Lake Traverse is expanding and adding 88 lots.
 - ▶ Chapman Metering is currently changing out our meters.
- Approved revisions to Policy 307 Energy Efficiency, Conservation and Generator Programs.
- Re-Adopted the 457(b) Deferred Compensation Plan for Employees.
- Viewed the Basin Electric video report.
- Discussed meeting attendance rotation.
- Went into Executive Session.
- Attended Board Governance training and completed and approved the general manager review.
- A list of upcoming meetings and attendees was reviewed.

Minnesota Cold Weather Rule Explained

During the cold weather months from Oct. 15 to April 15 both the cooperative and the electric consumer have rights and responsibilities as set by law. South Dakota does not have a cold weather rule. This applies to Minnesota accounts only.

One of the most basic responsibilities of the consumer (cooperative member) is to give us a call to arrange a payment schedule if he/she is unable to pay their monthly electric bill. Do not be under the misconception that the cooperative cannot disconnect for nonpayment during the winter! The fact is that if a consumer does not fulfill his/her responsibilities as outlined in the Cold Weather Law, the electricity can be disconnected if the cooperative follows the proper notification procedure.

The consumer has the right to enter into a payment schedule. However, it is up to the consumer to call the cooperative to arrange the schedule. Once the payment schedule has been determined, it must be kept!

The consumer has the right to fill out the Inability to Pay Form with the co-op. Along with the completed Inability to Pay Form, income documentation must be provided to the cooperative. If the total household income is less than 50 percent of the state median income, the member is eligible for protection from winter shutoff. However, the consumer must provide the household income documentation to the cooperative in order to determine if the account is eligible for cold weather protection.

If the consumer is eligible for wintertime protection because the household income meets the criteria set forth in the Cold Weather Law, he/she would also be eligible to receive energy assistance.

Traverse Electric Cooperative would like to remind customers about Minnesota's Cold Weather Rule. Traverse Electric will not disconnect the utility service of a residential customer who meets certain criteria between Oct. 15 and April 15 if the disconnection affects their primary heat source. The criteria is as follows:

1. The customer declares an inability to pay on forms provided by Traverse Electric.
2. The household income of the customer is less than 50 percent of the state median income.

3. Verification of income may be conducted by the local energy assistance provider or Traverse Electric, unless the customer is automatically eligible for protection against disconnection as a recipient of any form of public assistance, including energy assistance that uses income eligibility in an amount at or below the income eligibility.
4. A customer whose account is current for the billing period immediately prior to Oct. 15 or who, at any time, enters into a payment schedule that considers the financial resources of the household and is reasonably current with payments under the schedule.



Before disconnecting service to residential customers between Oct. 15 and April 15, a utility must provide the following information:

- A notice of proposed disconnection.
- A statement explaining the customer's rights and responsibilities.
- A list of local energy assistance providers.
- Forms on which to declare an inability to pay.

If you are having financial difficulties and cannot pay your electric bill and if you do not meet state guidelines for cold weather protection, contact our office immediately to set up a mutually acceptable payment plan. Remember your bill is your responsibility. Arrangements for payments need to be made before the crew is sent out to disconnect.

A residential customer may be involuntarily disconnected for failure to comply with or for inability to meet any one of the four conditions mentioned directly above.

ENERGY ASSISTANCE AND WEATHERIZATION CONTACTS

West Central MN Communities Action
Elbow Lake, MN • www.wcmca.org
218-685-4486 or 800-492-4805

Prairie Five, CAC, Inc.
Montevideo, MN • www.prairiefive.com
320-839-2111, 320-269-6578 or 800-292-5437

South Dakota LIEAP
Pierre, SD • <http://dss.sd.gov>
605-773-6480 or 800-233-8503

Your Unique Source of Power

Paul Wesslund

NRECA

Electric cooperatives belong to the people they serve – that would be you and your neighbors.

You have a unique story to tell about yourself because you are part of an electric cooperative community. But if you're like a lot of electric co-op members, you might not feel you know enough to tell that story well. So, here's some help.

About one in 10 Americans receives their power the way you do, from an electric co-op. Electric co-ops belong to the people they serve – that would be you and your neighbors. Electric co-ops were first developed in the 1930s because city utilities, owned by investors wanting to make a profit, ignored rural America – they didn't think there was enough money to be earned there. So, people in rural communities met with each other and formed their own local electric co-ops.

October is National Co-op Month, the time of year when cooperatives across the country celebrate the many ways co-ops are unique and more importantly, the members they serve. This year, we're focusing on our ties to the local community. Your co-op was built by the community, for the community, so let's take a look at what that means for you, the members of the co-op.

Your co-op is here to stay. Since the co-op belongs to the members it serves with safe, reliable, affordable energy, it's not going to move out of the country, or even across the state. It's staying right where it is.

Your co-op knows you. No two co-ops are alike. Across the country, there are more than 900 electric co-ops. Because each of those co-ops belongs to the people who live there, the co-op listens to the community they are a part of. Whether it's

October is National Co-op Month.




Co-op lines are shaped by you, the members we serve, right here in our local community.

working with the latest energy efficiency technologies or keeping the electric grid safe and secure, your electric co-op can offer solutions that make the most sense locally.

Your co-op cares about your community. The co-op's top priority is to power the community. It is not owned by far-away, or even nearby, investors looking only for a good return on their money. Your co-op also partners with local organizations on community events, fundraisers, youth programs and more. We're your friends and neighbors. By investing in the local community, your electric co-op supports economic development and prosperity for all, right here at home.

And these are just a few ways you and your electric co-op are one of a kind.

THE POWER OF COMMUNITY

A warm, golden-lit scene in a cafe or community center. A woman in a white t-shirt with a dark neckline is smiling and serving coffee. She is holding a tray with a white mug and saucer. To her left, a woman with curly hair in a denim jacket is smiling and holding a white mug. To her right, a man with curly hair in a denim jacket is also smiling. The background is softly blurred, showing a window and some kitchen equipment.

At your electric co-op, we're proud to be a part of it, bringing people together by providing energy for all the things you love.



Spooky displays of all types are part of the annual Grey Goose Pumpkin Display near Pierre.

PIERRE FAMILY'S DISPLAY IS SPOOKTACULAR

Hundreds of Carved Pumpkins at Center Stage

Brenda Kleinjan

editor@sdrea.coop

A Pierre, S.D.,-area family has taken a fall tradition of pumpkin carving to new heights, and widths, with their ever-expanding pumpkin display.

Since 2005, the Grambihler family has been turning its farm north of Pierre into a Halloween extravaganza. The display is typically open the last 10 days of October, concluding on Halloween.

The family is involved in all aspects of the process, including growing the hundreds of pumpkins that are carved into a variety of jack-o-lanterns.

The display can be seen from Gray Goose Road just north of Pierre. The best time to visit is in the evening, after the sun is setting.

All the pumpkins put on display are grown on the Grambihler farm and started right from seed. The different kinds of pumpkins raised are quite extensive and have many different shapes and sizes. The final number will be known when they are put out on display.

In preparation of the display, the Grambihler crew picks the good from the bad pumpkins. The week before they are set up, the pumpkins are gutted and set aside. As soon as all the pumpkins are cleaned, they are ready to be carved. Typically, the carving process starts three days before they are to be set out on display.





Frankie will be making his debut in the 2019 Grey Goose Pumpkin Display near Pierre.

The Grambihler family and other volunteers work many hours with the pumpkins. The display is all set up the week before Halloween. Creating the display generally takes all day, from setting up the decorations to setting the pumpkins in a line and stringing LED lights through them.

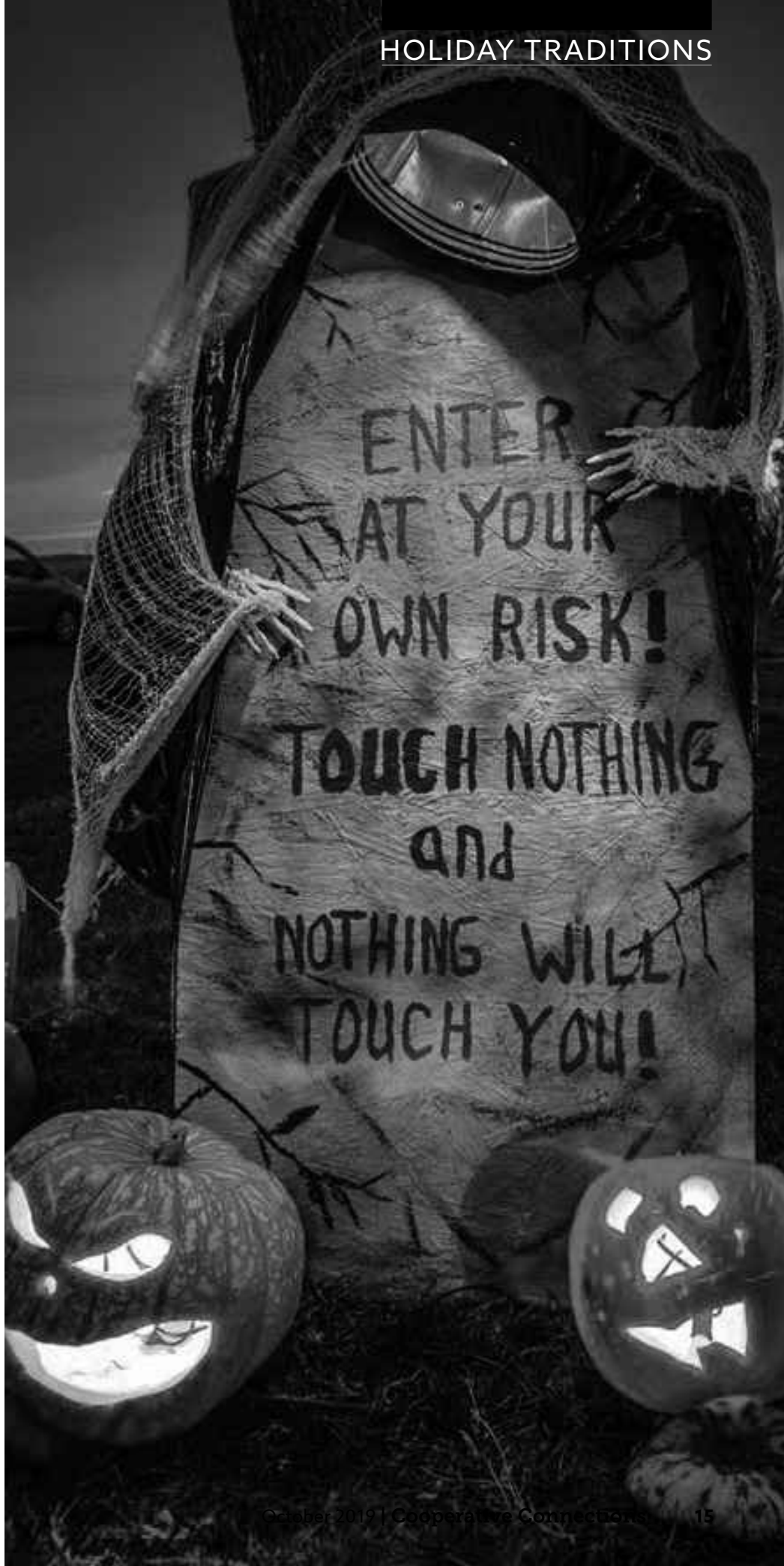
Directions to the 2019 Pumpkin Display are as follows: Turn onto Highway 1804 and go north for 5 miles, then turn onto Grey Goose Road and continue going north for about 4.5 miles. The glowing orange lights from the display are visible about a quarter-of-a-mile down the road and if you get lost, ask directions at the Grey Goose Store!

Please be mindful of the property owners.

The Grambihler families along with all the volunteers are dying for you and your families to walk around and enjoy the lit jack-o-lanterns, spooks and goblins!

Watch for other vehicles and pedestrians and have a safe Halloween!

For more information on the display, visit <https://www.facebook.com/GreyGoosePumpkinDisplay/>



September 18-22

Sanford International Golf Tournament, Sioux Falls, SD, 877-748-3376

September 19-21

St. Joseph's Indian School Powwow, Chamberlain, SD, 605-234-3452

September 20-22

German-Russian Schmeckfest, Eureka, SD, 605-284-2332

September 21

Annual Watertown Radio Chili Cook-off, Watertown, SD, 605-882-6269

September 21

AgriCulture on the Square, 11 a.m. to 3 p.m. MDT, Free, Main Street Square, Rapid City, SD, 605-394-1722

September 21-22

North Country Fiber Fair, Watertown, SD, 605-956-7909

September 21-22

Northern Plains Indian Art Market, Sioux Falls, SD, 605-856-8193

September 21-22

Pioneer Power and Toy Show, Menno, SD, www.pioneeracres.com

September 25-28

Black Hills Plein Air Paint-Out, Hill City, SD, 605-645-7196

September 26-28

Buffalo Roundup Arts Festival, Opens at 10 a.m., Game Lodge grounds, Custer State Park, Custer, SD, 605-255-4541

September 26-29

South Dakota Film Festival, Aberdeen, SD, 605-725-2697



September 27

56th Annual Buffalo Roundup, 6:15 a.m., Buffalo corrals, Custer State Park, Custer, SD, 605-255-4515

September 27-28

Corn Palace Challenge Bulls and Broncs PRCA Extreme, Mitchell, SD, 605-995-8430

September 27-29

SiouxperCon, Sioux Falls, SD, www.siouxpercon.com

September 28

Wheelin' to Wall, Wall, SD, 605-685-3882

September 28

Living History Fall Festival, Groton, SD, 605-715-7117

September 29

Fall Volksmarch at Crazy Horse Memorial, Crazy Horse, SD, 605-673-4681

October 3-6

South Dakota Festival of Books, Brookings, SD, 605-688-6113

October 5

Harvest Festival, Chamberlain, SD, 605-234-4416

October 5

Prairie Village Hobo Marlin Pumpkin Train, Madison, SD, 605-256-3644

October 11-13

Black Hills Powwow, Rapid City, SD, 605-341-0925

October 11-13

Black Hills Horse Expo, Rapid City, SD

October 19

4th Annual Fall Festival, East Pierre Landscape and Garden Center, 11 a.m. to 5 p.m., Pierre, SD, 605-224-8832

October 19-January 5

Pheasant Hunting Season, Statewide, Pierre, SD, 605-223-7660

October 25-27

Autumn Festival, An Arts and Crafts Affair, Sioux Falls, SD, 402-331-2889

October 31-November 2

Ringneck Festival and Bird Dog Challenge, Huron, SD, 605-352-0000

November 9

Sisseton Area Merchants and Crafters 22nd Annual Holiday Extravaganza, Sisseton, SD, 605-698-7425

November 15-December 18

Black Hills Christmas Tree Permit Season, Custer, SD, 605-673-9200

To have your event listed on this page, send complete information, including date, event, place and contact to your local electric cooperative. Include your name, address and daytime telephone number. Information must be submitted at least eight weeks prior to your event. Please call ahead to confirm date, time and location of event.